

# Operations of Money Transfer Systems in Ukraine

These data do not include information on transfers transacted by banks, card payment schemes and post offices.

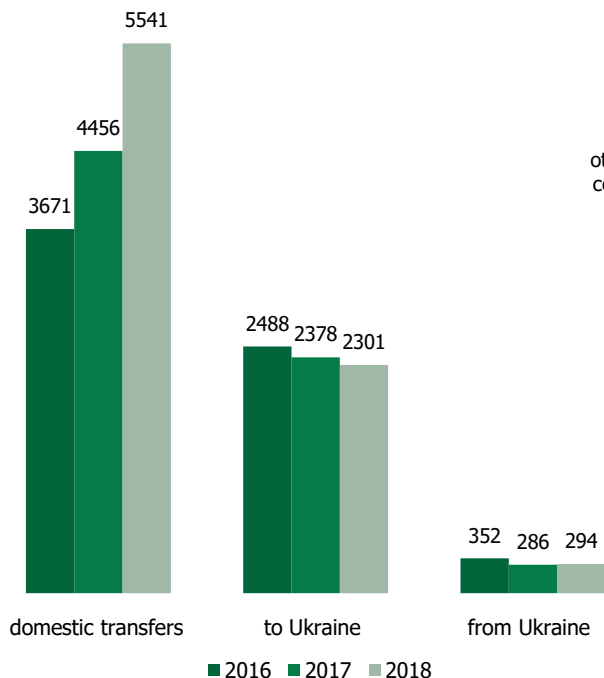
2018

In 2018, **35** money transfer systems provided services in Ukraine, whereof **28** were established by **residents** and **7** by **nonresidents**.

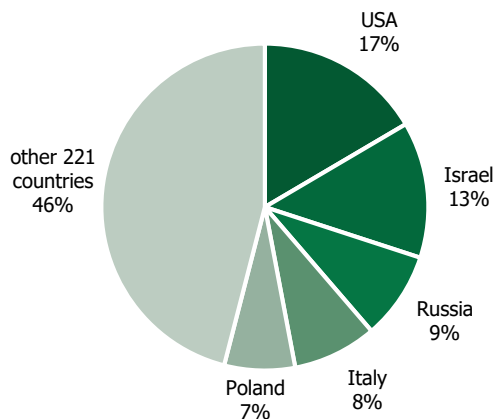
In 2018, both **residents** and **nonresidents** used money transfer systems to transact: **domestic transfers** of UAH 150.53 billion or

USD 5,541 million (in equivalent), 68.11% of the total transfers  
**transfers to Ukraine** of USD 2,301 million (in equivalent), 28.28% of the total transfers  
**transfers from Ukraine** of USD 294 million (in equivalent), 3.61% of the total transfers

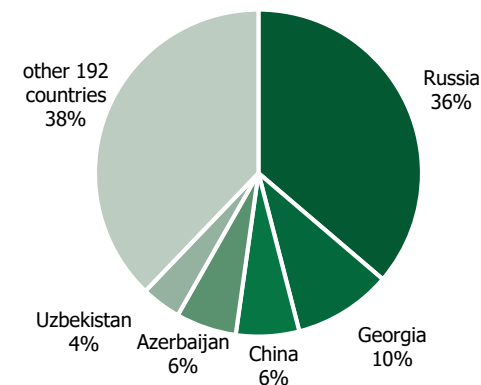
Transfers in money transfer systems, USD million (in equivalent)



Top 5 countries delivering transfers to Ukraine



Top 5 countries receiving transfers from Ukraine



**Ukraine remains a net recipient of cross-border transfers.** In 2018, the amounts received in Ukraine through international money transfer systems exceeded amounts sent abroad by eight times.

# Operations of Money Transfer Systems in Ukraine Established by Residents

2018

In 2018, **residents** used money transfer systems established by bank and nonbank institutions to transact:

**domestic transfers** of UAH 150.53 billion or  
USD 5,539.3 million (in equivalent)

**transfers to Ukraine** of USD 221.9 million (in equivalent)

**transfers from Ukraine** of USD 2.3 million (in equivalent)

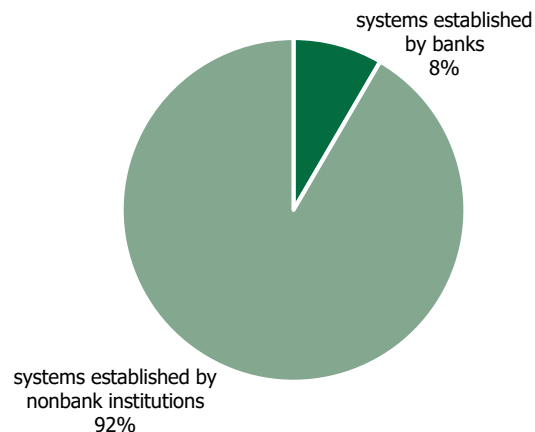
In 2018 services were provided by:

**8** systems established by **banks**

**12\*** systems established by **nonbank institutions**

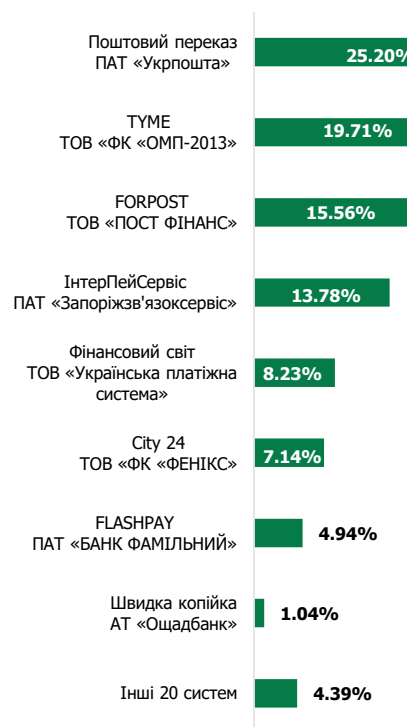
**8** **interbank** transfer systems.

**Breakdown of transfers by money transfer systems established by bank and nonbank institutions in Ukraine, %**

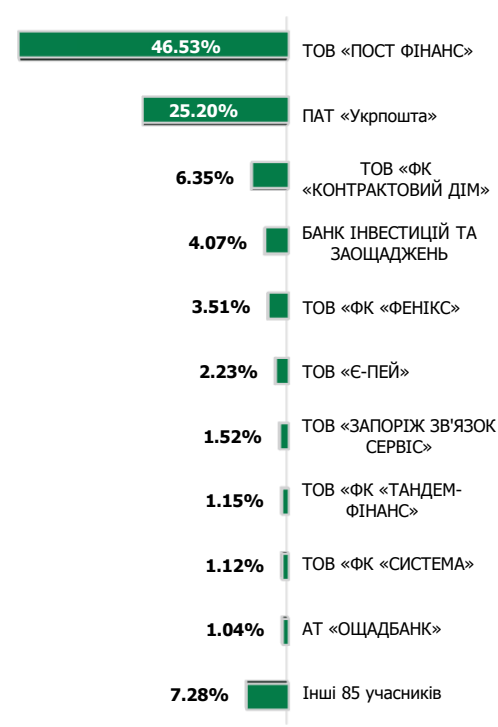


**Breakdown of transfers in money transfer systems established by residents in Ukraine, %**

**with a breakdown by systems**



**with a breakdown by participants**



\* - 22 June 2018 cancellation of the registration of TYME payment system (FC OMP-2013 LLC)

# Operations of Money Transfer Systems in Ukraine Established by Nonresidents

2018

As of 1 January 2019, **7** money transfer systems established by nonresidents operate in Ukraine:  
**3** US systems and **1** from Georgia, the UK, Canada and Azerbaijan each.

In 2018, the money transfer systems established by **nonresidents** to transacted:

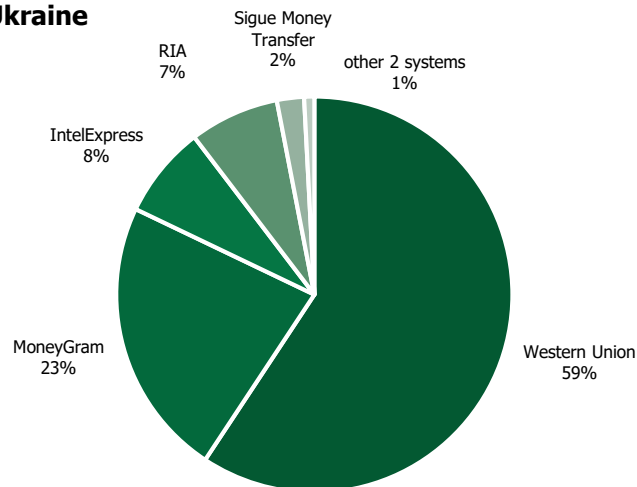
**transfers to Ukraine** of USD 2,079 million (in equivalent)

**transfers from Ukraine** of USD 292 million (in equivalent)

**domestic transfers** of USD 1.6 million (in equivalent)

## Breakdown of cross-border transfers in transfer systems established by nonresidents with a breakdown by systems

### To Ukraine



### From Ukraine

