



7. Microtext
Repeated inscriptions which can be read with magnifying glass.



11. Antiscanning Grid
Thin lines placed at different angles which form a moire pattern when copied or scanned.



8. Rainbow Printing
Special type of printing ensuring a smooth change of one color into another without intermittence and displacement of graphic elements of the pattern.



12. Security Fibers
Chaotically embedded into the paper invisible security fibers glowing in red and green colors under the UV light.



9. Serial Number
The serial number is printed in high printing with black inks having magnetic properties.



13. Security thread
The 15 mm parts of the thread glow in green-yellow and blue colors (except the edges of the note).



10. Serial Number
The serial number printed with red inks glowing under the UV light in yellow-red color.

Banknote Under Ultraviolet Light



Face of the banknote




Back of the banknote

Banknote Under Infrared Light



Face of the banknote



Back of the banknote



NATIONAL BANK OF UKRAINE
5 HRYVNIA BANKNOTE
OF 2004

The new banknote like all previous banknotes of this denomination bears a portrait of B. Khmelnytsky on its face and the church in Subotiv village on its back


Bogdan Khmelnytsky
(1595–1657) is a great hetman of Ukraine, a public figure and a military leader who established the Ukrainian State by uniting the left-bank and right-bank territories of Ukraine.

Illyinska (St. Elias) Church in Subotiv

village was built in 1653 as a Khmelnytsky family burial-vault. B. Khmelnytsky and his son Tymosh are buried there.

SECURITY ELEMENTS

The banknote is printed on the tinted paper of blue color which is the dominating of the design of the banknote. Banknote size (63x118) mm



1. Watermark

A multi-tone portrait, formed by the internal structure of paper, has a fixed position on the banknote and becomes visible when the banknote is held up to the light. Repeats the portrait printed on the face of the note.




1a. Light Watermark Element

Imprint of the numerical indication of the denomination is visible when looking at the banknote against the light.




2. Coded Security Thread

A fully embedded into the paper polymer coded thread with the following transparent direct and inversed images: "5 ГРН", a trident and the underlined denomination "5".



3. Latent (Hidden) Image

A numerical indication of the denomination becomes visible when the banknote is tilted at a sharp angle to the light.



a)




b)



c)



c)



d)



e)

4. Relief Images

Graphic elements on the face of the banknote are printed in special printing when the ink is raised above the paper surface and can be felt by touch: a) the sign for the blind; b) the portrait; c) inscriptions; d) IZARD; e) numerical indication of the denomination.



Face of the banknote




Back of the banknote



Up to the light

5. See -Through Element

Printed elements on the face and on the back of the banknote which complement each other and form the letter "Y" when the note is held up to the light.



6. "Orloff" Printing

A special type of printing which forms a pattern with the ink of different colors ensuring an abrupt change of one color into another without intermittence and displacement of graphic elements of the pattern (lines, planes).